




## 10 Ways to Study My Hard Words

<p>Blanks</p> <p>Word: because</p> <p>beca _ se</p>	<p>Size and or Colour</p> <p>Word: were</p> <p>were</p>
<p>Word Patterns</p> <p>Word: people simple</p> <p>dimple sample</p> <p>purple</p>	<p>Practice</p> <ol style="list-style-type: none"> <li>1. Look</li> <li>2. Say</li> <li>3. Cover</li> <li>4. Write</li> <li>5. Check</li> </ol>
<p>Shape</p> <p>Word: first</p> <p>lines </p> <p>boxes </p>	<p>Syllables</p> <p>Word: hockey</p> <p>hoc/key</p>
<p>Word Explosions</p> <p>Word: fresh</p> <p>fresher Fresh freshest</p> <p>refreshing refresh</p>	<p>Build Your Word</p> <p>Word: because</p> <p>b</p> <p>be</p> <p>bec</p> <p>beca</p> <p>becau</p> <p>becaus</p> <p>because</p>
<p>Word Picture</p> <p>Word: people</p> <p>pe  ple</p>	<p>Tricks</p> <p>Word: science</p> <p>We get scared in science.</p>

### 8.2 Cue Cards For Spelling Strategies